

Instructional Procedure - See Document Attached Here

Day 1

6 Minutes

Naviance Login

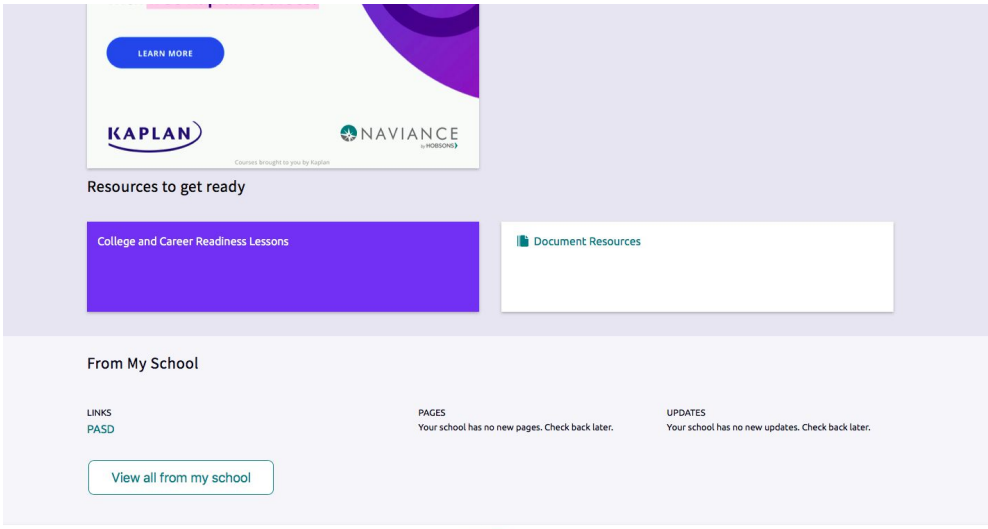
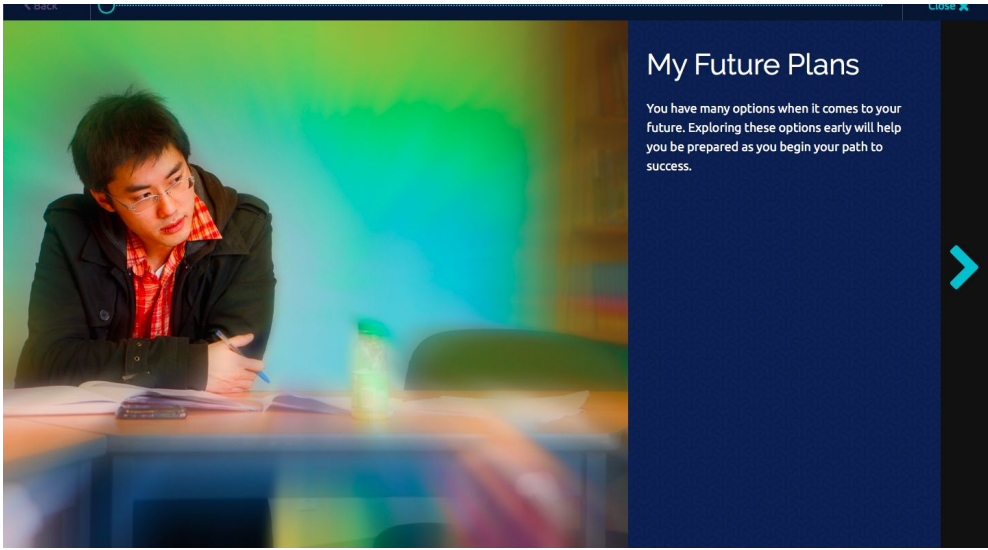
1. Have students login to Naviance at student.naviance.com. Have them type in their area code and select their home school district.
2. Students will use their specific student login in to access their main Naviance page.

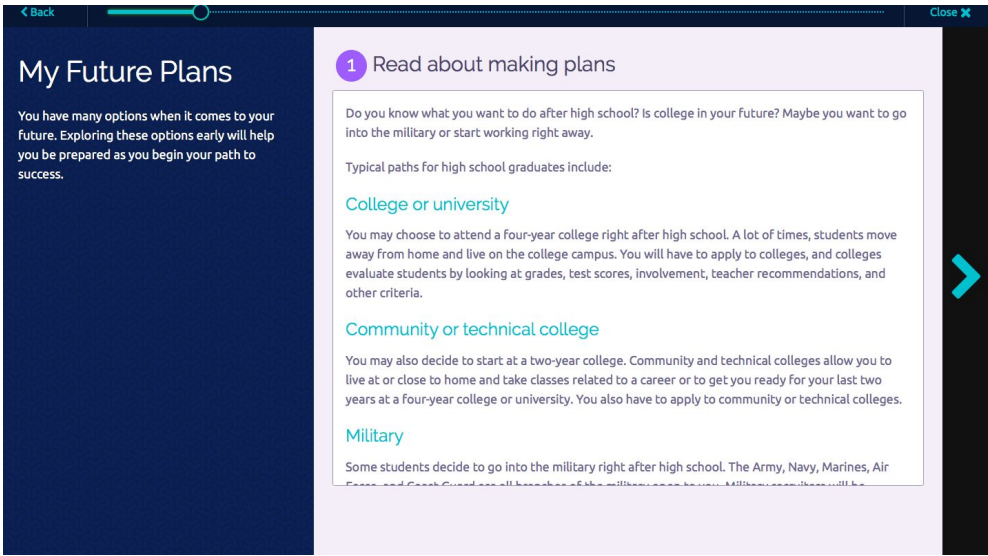
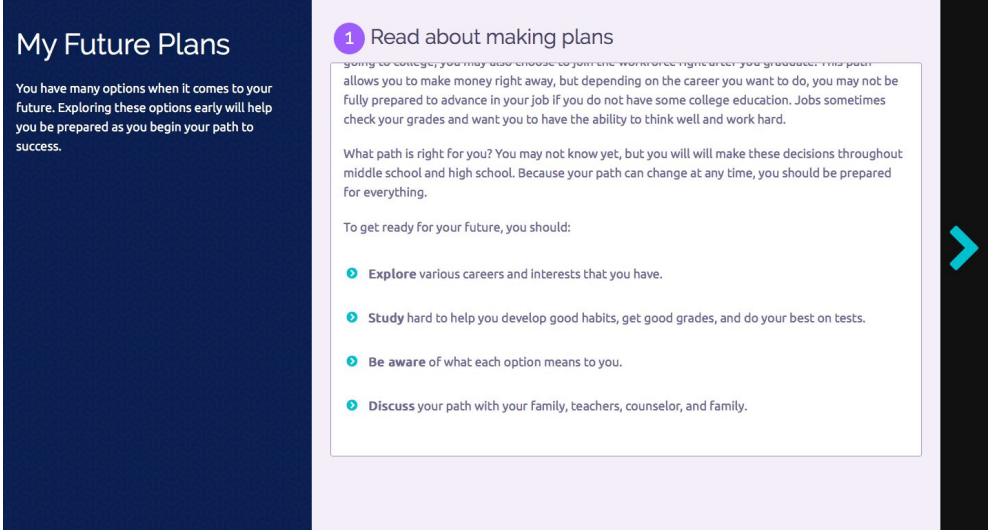
The screenshot shows the Naviance Student login interface. At the top, it says "Naviance | Student". Below this is a "Welcome to Naviance Student" message with a profile picture placeholder. There are input fields for "Email" and "Password", a "Remember me" checkbox, and a "Forgot your password?" link. A prominent teal "Login" button is centered. To the right, under "Are you new here?", there are links for "I'm a guest" and "I need to register". Below that, contact information for "Palmyra Area Ms" is listed, including the address "50 W Cherry St, Palmyra, PA 17078-2301", phone number "p: (717) 838-2119", website "http://www.pasd.us/website/school_main.php?schoolid=2766", and a "Privacy Policy" link. A "Need additional help?" link is at the bottom of the login section.

The second part of the screenshot shows the user's dashboard after login. It says "Welcome, Jen!" and includes a "Search For Colleges" dropdown and a search bar with the placeholder "Type a college name" and a "SEARCH" button. The dashboard features several sections: "Palmyra Area School District College-Career Ready" with a welcome message and a "Read more" button; "My Favorites" with three items: "COLLEGES I'm thinking about", "COLLEGES I'm applying to", and "CAREERS AND CLUSTERS I'm thinking about"; "Important To-Dos and Tasks"; and "What's New".

1 Minute

3. Students will scroll down and click on College and Career Readiness Lessons ((bottom of page highlighted in purple)

	
<p>5 Minutes</p>	<p>4. Have students go to the lesson titled My Future Plans. This lesson is located on page 3 of the student lessons page. Have them click “get started” once they are on this page.</p> 
<p>15 Minutes</p>	<p>5. Students read and learn about planning for the future, which include descriptions of the following post-secondary options:</p> <ul style="list-style-type: none"> ● College or University ● Community or Technical College ● Military ● Work

	
<p>10 Minutes</p>	<p>6. Students read how to get ready for the future, including:</p> <ul style="list-style-type: none"> • Exploring careers and post-secondary options • Developing study habits for success • Gaining awareness of career goal setting and what they need to achieve that goal (college- do I need it or is there another option?) • Discussing our plans and options with teachers, siblings and family members. 
<p>15 Minutes</p>	<p>7. Students answer questions related to planning their future, which include:</p> <ul style="list-style-type: none"> • What career goals do I have? Which post-secondary options best fit my needs? How can I start studying now to be successful? Who can I talk to if I have questions?

2 Choose an answer

What would you like to do after you graduate from high school?

- Attend a 4-year college or university
- Attend a community or technical college
- Enlist in the military
- Work



2 Choose an answer

What would you like to do after you graduate from high school?

- Attend a 4-year college or university
- Attend a community or technical college
- Enlist in the military
- Work



[← Back](#)

[Close X](#)

3 Share your thoughts


Why have you chosen this path after graduation?

The career that I am choosing is to become a counselor. From the career scavenger hunt, I know that I need to go to at least 4 years of college for this career.

90 characters



	<p>4 Share your thoughts</p> <p>As of now, what is your favorite career path? Remember, your choice can always change.</p> <p>Psychology</p> <p>130 characters</p> <p>5 Choose a response</p> <p>What area do you feel like you need to work on the most to prepare for your future?</p> <p><input type="checkbox"/> Classroom grades</p> <p><input checked="" type="checkbox"/> Test-taking</p> <p><input type="checkbox"/> Getting involved in activities</p> <p><input type="checkbox"/> Study skills</p> <p>6 Share your thoughts</p> <p>What else will you do to help put you on the right path to your future (visit colleges, explore careers, discuss with your family?)? Explain the steps you will take and why you feel this is important.</p> <p>Continue to discuss college with my family. I know the cost is something that they cannot afford, so I want to make sure we have a plan in place (look into scholarships, talk to my counselor, etc).</p> <p>53 characters</p>
5 Minutes	8. Students will then share their answers within the small group and

	<p>allow for feedback from both teacher and other students. Students will submit their information into their Naviance account:</p> 
<p>Day 2</p>	
<p>5 Minutes</p>	<p>Review Teacher will review Day 1 Material. Ask students to name the different post-secondary options that they learned about from Day 1. Make sure they name all of the different options and what they mean (College/University, Community College, Technical College, Military and Work, On-the-Job Training).</p>
<p>30 Minutes</p>	<p>Scavenger Hunt Students will work on an extension activity. For this activity, students will be required to look up information by doing a scavenger hunt of jobs. This activity will allow students to: learn how to look up current job openings, understand what skills are needed for that job, determine what educational requirements are needed for these jobs and exposing the students to different jobs that range in post-secondary schooling/training.</p> <ol style="list-style-type: none"> 1. Break students up into groups of 4 (count off in 4's). This will be their "job search group." 2. Each group will receive this form which outlines what they will be searching: https://docs.google.com/forms/d/e/1FAIpQLSfrdgu2ZI94qp-Obri_f3PaKNUfYw2llaga9y5HdCT7qt6Jsw/viewform?usp=sf_link 3. It also outlines the information that they need to retrieve from the UPMC website and www.pacareerzone.org. 4. The students are on a scavenger hunt. They are looking for careers within the healthcare spectrum. There are numerous careers within healthcare that are in demand and require different types of credentials. 5. Students will be directed to the UPMC Healthcare Job Site at https://www.pinnaclehealth.org/professionals-and-job-seekers/.

	<ol style="list-style-type: none"> 6. Students have to, as a group, find the answers to the scavenger hunt questions that are on the form. 7. At the end of the hunt, groups will share their answers with the class.
10 Minutes	<p>Follow up discussion questions include:</p> <ul style="list-style-type: none"> ● What is something new that your group learned today? ● What is something that you found interesting? ● Were there any careers that you were surprised by their post-secondary needs? ● Are there any careers that you found of interest to you or that you did not know about prior to this activity? ● How can you apply this knowledge to future job searches?