




Empower Learner Activity (Self Assessment)

Unit Title

Directions: For each of the following statements, select:

-  If you can do this by yourself
-  If you can do this with some help
-  If you can do this with a lot of help

Before

After

I Can explain the background of this piece.

I Can explain the background of this piece.



I Can execute the music skills required.

I Can execute the music skills required.



What do you already know?	What is your goal?	What did you do to improve?

Choice, Not Chance

By the end of the unit, you will choose 1 of the following activities to research the 'Background of the Piece' and 'Practice the Skills required for the Piece.'

By the end of the unity, you will go through the packet. You will complete the empower learner activity at the beginning of the unit and at the end of the unit. You will also choose one of the following activities to prace the rules and vocabulary and the skills of this unit.

- You have to complete both reds.
- You have to complete one blue choice and one green choice.
- All assignments will be submitted on canvas by the end of the uit. Please refer to the rubric for more details.

Song Background	Skills
<p>Create your own Notecards. Take a picture of your complete set and upload it to Canvas. Include the following:</p> <ul style="list-style-type: none"> ● Genre of Music and how this piece of music relates contributed to this genre. ● History of the Piece ● Composer Information 	<p>Independent: Pick 3 Skills you want to improve. Record yourself executing those skills once each inside Flipgrid. Then critique yourself. Identify 1 thing you did well and 1 thing you need to improve.</p>
<p>Create your own Quizlet study set. Share the link to your Set in Canvas. Include the following:</p> <ul style="list-style-type: none"> ● Genre of Music ● History of the Piece ● Composer Information 	<p>Group Work: Pick 3 Skills you want to improve. Have a peer record you executing those skills once each inside Flipgrid. While your peer records, they must critique your performance. Identify 1 thing you did well and 1 thing you need to improve. After finishing your video, you must help your partner complete theirs.</p>

Pre-Instruction Assessment...wrap around concert not songs

Followed by Each Choir Member Creating an individual goal (not a whole choir goal)

- This gives us our why and puts ownership into this project.

Stations...work with me, other two options, one is a choice board

- This is the Knowledge Deepening

Whole Choir Singing

- This is our Concert Reflection
- This is Knowledge Application

Post-Instruction Assessment

- This evaluates everything.
- Same as Pre-Instruction Assessment.
- Add...did you meet your goals?