




Empower Learner Activity

MA.3.1.2.c Representing Multiplication

Using drawings, words, arrays, symbols, repeated addition, equal groups, and number lines to explain the meaning of multiplication.

Directions: For each of the following statements, select:

-  if you can do this by yourself
-  if you can do this with some help
-  if you can do this with a LOT of help

Before

I Can represent a multiplication problem with a drawing of an array.



I Can represent a multiplication problem using symbols.



I Can represent a multiplication problem using equal parts.



I Can represent a multiplication problem using a number line.



After

I Can represent a multiplication problem with a drawing of an array.



I Can represent a multiplication problem using symbols.



I Can represent a multiplication problem using equal parts.



I Can represent a multiplication problem using a number line.



What do you already know?	What do want to know?	What did you learn?